

# Specification Sheet

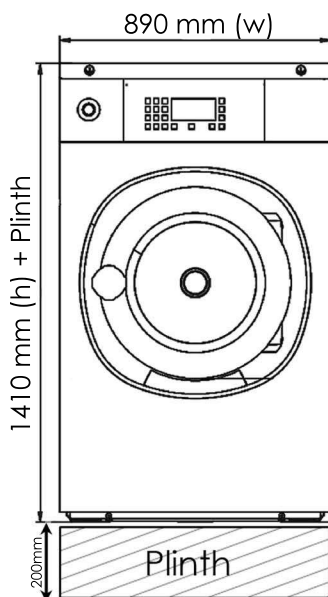
## IA240C Coin Operated Washer



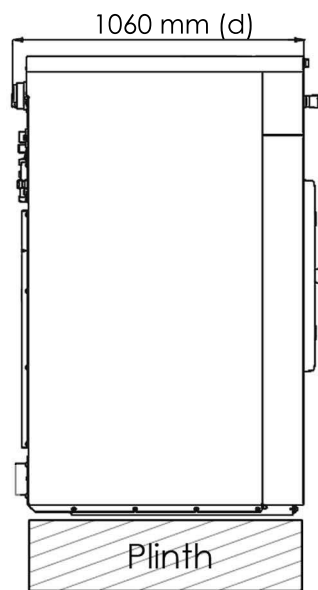
### IA240C

Capacity (Dry)	24 kg
Volume	240 L
Drum Diameter	750 mm
Door Opening	Ø 460 mm
Net Weight	275 kg
Electricity	240 Volt – 50Hz – 1.6 kW (8.4 Amps)
Electrical Recommendations	20 Amp Individual Circuit Required
Water Recommendations (Hot)	1x Standard 19mm Washing Machine Tap
Water Recommendations (Cold)	1x Standard 19mm Washing Machine Tap
Water Pressure	Minimum = 44PSI (3 Bar), Maximum = 72PSI (5 Bar)
Drain Valver Outer	Ø 76mm
Foundations	Minimum 100mm M20 Grade Concrete Foundation
Optional Plinth	200 mm (height)   6 mm (thickness)   Ø 25 mm (bolt hole)

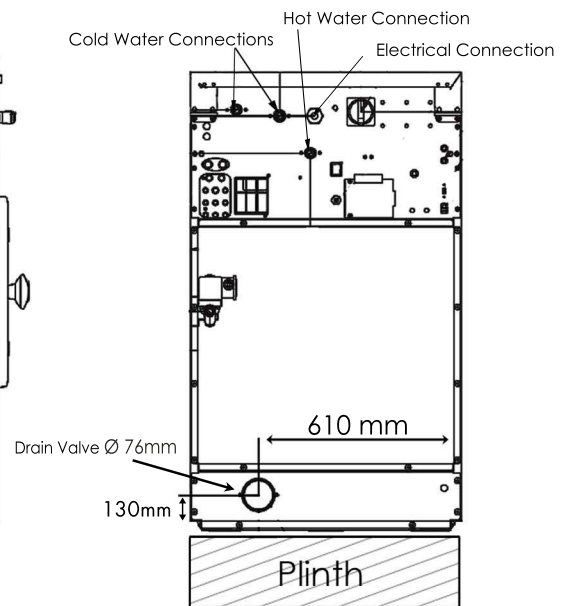
IA240C



FRONT



SIDE



BACK